


*Beyond Basics*


# Jazz Guitar Rhythm Chops

*by Don Mock*


*PDF Booklet of Examples in full  
Music Notation and Tablature*



Current DVD Cover



Original DVD Cover



VHS Tape Cover

Example 3

1/2 Step Moves Ascending in G7

G<sup>9</sup> F<sup>#</sup>7 G<sup>7</sup> G<sup>#</sup>7 G<sup>7</sup> F<sup>#</sup>13 G<sup>13</sup> G<sup>#</sup>13 G<sup>13</sup> F<sup>#</sup>13 G<sup>13</sup> G<sup>#</sup>13 G<sup>13</sup>

T													
A	2	3	4	5	3	4	5	5	3	4	5	6	7
B	3	2	3	4	3	2	3	4	3	2	3	4	3

## Example 4

### 1/2 Step Comp in Bb

**B13 Bb7 A7 Bb7 E13 Eb9 D7 Eb7 B13 Bb7 A13 Bb13 B13**

T	9	6	5	7	9	6	9	9	6	7	8	9
A	8	7	6	7	7	5	5	8	7	5	7	8
B	7	6	5	6	6	4	5	7	6	5	6	7

**Bb13 A13 Bb13 E13 Eb9 D7 Eb7 E13 Edim7 Ebdim7 Edim7 A7**

T	6	7	8	9	6	5	9	9	6	7	8	9
A	7	9	8	7	5	4	5	7	5	6	7	8
B	6	7	6	7	6	5	6	5	6	7	6	5

**Bb7 B7 Bb7 A13 G#13 G7 F#13 C#13 C9 B7 C7 F#13**

T	7	8	6	7	6	5	4	4	3	2	4	4
A	6	7	6	5	4	3	2	3	2	2	3	4
B	6	7	6	5	4	3	2	3	2	3	2	2

**F7 E7 F7 B13 Bb7 G#13 G7 C#13 C9 F#13 F7 B13**

T	1	1	2	9	6	6	5	4	3	3	2	1	9
A	2	0	1	7	7	4	3	3	3	2	3	1	7
B	1	0	1	7	6	4	3	4	3	2	1	7	7



## Examples 6-9

## Jazz Blues Chord Movements

**Ex. 6**

**G7**      G7      Am7      B<sup>b</sup>dim7      G

Example 6 shows a sequence of five chords in 4/4 time. The first chord is G7, followed by another G7, then Am7, B<sup>b</sup>dim7, and finally G. The guitar fretboard diagrams show the following fingerings: G7 (T: open, A: 4, B: 3), G7 (T: open, A: 4, B: 3), Am7 (T: open, A: 5, B: 5), B<sup>b</sup>dim7 (T: 5, A: 6, B: 6), and G (T: open, A: 5, B: 7).

**Ex. 7**

**C7**      C7      C11      Cdim7      C7

Example 7 shows a sequence of five chords. The first chord is C7, followed by another C7, then C11, Cdim7, and finally C7. The guitar fretboard diagrams show the following fingerings: C7 (T: 1, A: 3, B: 3), C7 (T: 1, A: 3, B: 3), C11 (T: 3, A: 3, B: 3), Cdim7 (T: 4, A: 4, B: 3), and C7 (T: 1, A: 3, B: 3).

**Ex. 8**

**C7**      C7      Dm7      E<sup>b</sup>dim7      C7

Example 8 shows a sequence of five chords. The first chord is C7, followed by another C7, then Dm7, E<sup>b</sup>dim7, and finally C7. The guitar fretboard diagrams show the following fingerings: C7 (T: 1, A: 3, B: 3), C7 (T: 1, A: 3, B: 3), Dm7 (T: 2, A: 4, B: 6), E<sup>b</sup>dim7 (T: 7, A: 7, B: 6), and C7 (T: 1, A: 3, B: 3).

**Ex. 9**

**G7**      G13      G11      B<sup>b</sup>dim7      G7

Example 9 shows a sequence of five chords. The first chord is G7, followed by G13, G11, B<sup>b</sup>dim7, and finally G7. The guitar fretboard diagrams show the following fingerings: G7 (T: open, A: 4, B: 3), G13 (T: open, A: 4, B: 3), G11 (T: open, A: 4, B: 3), B<sup>b</sup>dim7 (T: 5, A: 6, B: 6), and G7 (T: open, A: 4, B: 3).

**Examples 10-11**

*Jazz Blues Chord Movements*

Ex. 10

**A7**      A7      A9      Ab7      A7

T  
A    2    4    5    4    5  
B    4    5    4    5

Ex. 11

**D7**      D7      D13      D7      D7

T  
A    2    4    4    5    3  
B    3    3    3    4    3

## Example 12

## Punch Jazz Blues in G

Chords: C/D Gdim7 G13 G7 Am7 B $\flat$ dim7 G C/D Gdim7 G13 G7 Am7 B $\flat$ dim7 G

T  
A  
B

Chords: G13 G7#5 C9 C7 B $\flat$ /C Cdim7 C7 C9 Gdim7 G13

T  
A  
B

Chords: G7 Am7 B $\flat$ dim7 G E7#9 Bdim7 Am7 D7 C/D Ddim7 D7

T  
A  
B

Chords: C/D Gdim7 G13 F7 E7 B $\flat$ 7 A7 C/D Gdim7 G13

T  
A  
B



## Examples 14-16 *Minor Blues Progressions in C minor*

### Example 14

Chord progression for Example 14:

Line 1: Cm7      Dm7(♭5) G7 Cm7      C7      Fm7      Dm7(♭5) G7

Line 2: Cm7      /      Dm7(♭5)      G7      Cm7 A♭maj7      Dm7(♭5) G7

### Example 15

Chord progression for Example 15:

Line 1: Cm7      Dm7(♭5) G7 Cm7      Gm7(♭5) C7 Fm7      Dm7(♭5) G7

Line 2: Cm7      E♭7      Dm7(♭5)      G7      Cm7 A♭7      Dm7(♭5) G7

### Example 16

Chord progression for Example 16:

Line 1: Cm7      Dm7(♭5) G7 Cm7      Gm7(♭5) C7 Fm7 E♭7(♯9)      Dm7(♭5) G7

Line 2: Cm7 B♭m7 A♭m7 D♭9      Am7(♭5) D7 Dm7(♭5) G7 Cm7 A♭7      D7(♯9) G7